

STONE FUSION





STONEFUSION

Un prodotto innovativo, nato dalla fusione di pietra e legno, in grado di adattarsi con estrema naturalezza e versatilità a qualsiasi tipo di ambiente...5 moderni colori e originali sfumature per offrire ovunque tu sia garanzia di stile e innovazione.

A pioneering product, a perfect fusion of stone and wood able to adapt to any room setting in an extremely natural and versatile way...5 modern nuances and original shading that guarantee style and innovation wherever you may be.

Un produit novateur, né de la fusion de la pierre et du bois, capable de s'adapter avec suprême naturel et polyvalence à tout type d'ambiance...5 couleurs modernes et des nuances originales pour offrir partout où que vous soyez la garantie de style et d'innovation.

Ein innovatives Produkt, aus der Verschmelzung von Stein und Holz entstanden, das in der Lage ist, sich mit großer Natürlichkeit und Vielseitigkeit an jedes Ambiente anzupassen...5 moderne Farben und originelle Nuancierungen, um Ihnen überall die Garantie von Stil und Innovation zu bieten.



milk

cream

grey

coal

lead

**STONE
FUSION**





milk

14,5x90 5,7"x35,4"





milk

14,5x90 5,7"x35,4"

STONE
FUSION





cream
14,5x90 5,7"x35,4"



14,5x90 5,7"x35,4"



cream

14,5x90 5,7"x35,4"
44,5x90 17,5"x35,4"

STONE
FUSION





grey

14,5x90 5,7"x35,4"





grey

44,5x90 17,5"x35,4"

STONE
FUSION



cool 44,5x90 17,5"x35,4" - 14,5x90 5,7"x35,4" - listello steel 1,5x90 0,6"x35,4"



grey - coal

44,5x90 17,5"x35,4 - 14,5x90 5,7"x35,4"

STONE
FUSION



30x60 12"x24" - 14,5x90 5,7"x35,4" - mix 30x30 12"x12" - listello steel 1,5x90 0,6"x35,4"



lead

14,5x90 5,7"x35,4"



44,5x90 17,5"x35,4"



lead

30x60 12"x24"

STONE FUSION

Milk




DSFM10 **534/PZ**
STONE FUSION MILK MIX
(Tozz. 5x5) 30x30 12"x12"



DSFML10 **537/PZ**
STONE FUSION MILK MIX Rett./Lapp.
(Tozz. 5x5) 29,6x29,6 11,8"x11,8"



DSF1510R **STONE FUSION MILK** (Rett.) 15x60 6"x24" **590/MQ**



DSF1510RL **STONE FUSION MILK** (Rett./Lapp.) 15x60 6"x24" **597/MQ**



DSF310 **STONE FUSION MILK** 30x60 12"x24" **574/MQ**
DSF310R **STONE FUSION MILK** (Rett.) 29,6x59,5 11,8"x23,4" **583/MQ**



DSF310RL **STONE FUSION MILK** (Rett./Lapp.) 29,6x59,5 11,8"x23,4" **590/MQ**



DSF15910R **STONE FUSION MILK** (Rett.) 14,5x90 5,7"x35,4" **596/MQ**



DSF15910RL **STONE FUSION MILK** (Rett./Lapp.) 14,5x90 5,7"x35,4" **611/MQ**




DSF910 **STONE FUSION MILK** 45,5x91 18,2"x36,4" **587/MQ**
DSF910R **STONE FUSION MILK** (Rett.) 44,5x90 17,5"x35,4" **596/MQ**



DSF910RL **STONE FUSION MILK** (Rett./Lapp.) 44,5x90 17,5"x35,4" **604/MQ**

Cream



DSFM20 **STONE FUSION CREAM MIX** 534/PZ
Tozz. 5x5) 30x30 12"x12"



DSFML20 **STONE FUSION CREAM MIX** Rett./Lapp. 537/PZ
(Tozz. 5x5) 29,6x29,6 11,8"x11,8"



DSF1520R **STONE FUSION CREAM** (Rett.) 15x60 6"x24" 590/MQ



DSF1520RL **STONE FUSION CREAM** (Rett./Lapp.) 15x60 6"x24" 597/MQ



DSF320 **STONE FUSION CREAM** 30x60 12"x24" 574/MQ
DSF320R **STONE FUSION CREAM** (Rett.) 29,6x59,5 11,8"x23,4" 583/MQ



DSF320RL **STONE FUSION CREAM** (Rett./Lapp.) 29,6x59,5 11,8"x23,4" 590/MQ



DSF15920R **STONE FUSION CREAM** (Rett.) 14,5x90 5,7"x35,4" 596/MQ



DSF15920RL **STONE FUSION CREAM** (Rett./Lapp.) 14,5x90 5,7"x35,4" 611/MQ



DSF920 **STONE FUSION CREAM** 45,5x91 18,2"x36,4" 587/MQ
DSF920R **STONE FUSION CREAM** (Rett.) 44,5x90 17,5"x35,4" 596/MQ



DSF920RL **STONE FUSION CREAM** (Rett./Lapp.) 44,5x90 17,5"x35,4" 604/MQ

STONE FUSION

Lead



DSFM02 **STONE FUSION LEAD MIX** 534/PZ
(Tozz. 5x5) 30x30 12"x12"



DSFML02 **STONE FUSION LEAD MIX** 537/PZ Rett./Lapp.
(Tozz. 5x5) 29,6x29,6 11,8"x11,8"



DSF1502R **STONE FUSION LEAD** (Rett.) 15x60 6"x24" 590/MQ



DSF1502RL **STONE FUSION LEAD** (Rett./Lapp.) 15x60 6"x24" 597/MQ



DSF302 **STONE FUSION LEAD** 30x60 12"x24" 574/MQ
DSF302R **STONE FUSION LEAD** (Rett.) 29,6x59,5 11,8"x23,4" 583/MQ



DSF302RL **STONE FUSION LEAD** (Rett./Lapp.) 29,6x59,5 11,8"x23,4" 590/MQ



DSF15902R **STONE FUSION LEAD** (Rett.) 14,5x90 5,7"x35,4" 596/MQ



DSF15902RL **STONE FUSION LEAD** (Rett./Lapp.) 14,5x90 5,7"x35,4" 611/MQ



DSF902 **STONE FUSION LEAD** 45,5x91 18,2"x35,8" 587/MQ
DSF902R **STONE FUSION LEAD** (Rett.) 44,5x90 17,5"x35,4" 596/MQ



DSF902RL **STONE FUSION LEAD** (Rett./Lapp.) 44,5x90 17,5"x35,4" 604/MQ

Coal



DSFM04 **STONE FUSION COAL MIX** 534/PZ
Tozz. 5x5) 30x30 12"x12"



DSF1504R **STONE FUSION COAL** (Rett.) 15x60 6"x24" 590/MQ



DSF304 **STONE FUSION COAL** 30x60 12"x24" 574/MQ
DSF304R **STONE FUSION COAL** (Rett.) 29,6x59,5 11,8"x23,4" 583/MQ



DSF15904R **STONE FUSION COAL** (Rett.) 14,5x90 5,7"x35,4" 596/MQ



DSF904 **STONE FUSION COAL** 45,5x91 18,2"x35,8" 587/MQ
DSF904R **STONE FUSION COAL** (Rett.) 44,5x90 17,5"x35,4" 596/MQ



DSFML04 **STONE FUSION COAL MIX** Rett./Lapp. 537/PZ
(Tozz. 5x5) 29,6x29,6 11,8"x11,8"



DSF1504RL **STONE FUSION COAL** (Rett./Lapp.) 15x60 6"x24" 597/MQ



DSF304RL **STONE FUSION COAL** (Rett./Lapp.) 29,6x59,5 11,8"x23,4" 590/MQ



DSF15904RL **STONE FUSION COAL** (Rett./Lapp.) 14,5x90 5,7"x35,4" 611/MQ



DSF904RL **STONE FUSION COAL** (Rett./Lapp.) 44,5x90 17,5"x35,4" 604/MQ

STONE FUSION

Grey



DSFM40 **534/PZ**
STONE FUSION GREY MIX
(Tozz. 5x5) 30x30 12"x12"



DSFML40 **537/PZ**
STONE FUSION GREY MIX Rett./Lapp.
(Tozz. 5x5) 29,6x29,6 11,8"x11,8"



DSF1540R **STONE FUSION GREY** (Rett.) 15x60 6"x24" **590/MQ**



DSF1540RL **STONE FUSION GREY** (Rett./Lapp.) 15x60 6"x24" **597/MQ**



DSF340 **STONE FUSION GREY** 30x60 12"x24" **574/MQ**
DSF340R **STONE FUSION GREY** (Rett.) 29,6x59,5 11,8"x23,4" **583/MQ**



DSF340RL **STONE FUSION GREY** (Rett./Lapp.) 29,6x59,5 11,8"x23,4" **590/MQ**



DSF15940R **STONE FUSION GREY** (Rett.) 14,5x90 5,7"x35,4" **596/MQ**



DSF15940RL **STONE FUSION GREY** (Rett./Lapp.) 14,5x90 5,7"x35,4" **611/MQ**



DSF940 **STONE FUSION GREY** 45,5x91 18,2"x35,8" **587/MQ**
DSF940R **STONE FUSION GREY** (Rett.) 44,5x90 17,5"x35,4" **596/MQ**



DSF940RL **STONE FUSION GREY** (Rett./Lapp.) 44,5x90 17,5"x35,4" **604/MQ**

Decori - Decors - Articles - Dekore

DPOT00 **TOZZ. STEEL** **510/PZ**
1,5x1,5 0,6"x0,6"

DTCL00 **LISTELLO STEEL** **535/PZ**
1,5x59,5 0,6"x23,4"

DUTL00 **LISTELLO STEEL** **534/PZ**
1,5x90 0,6"x35,4"

Pezzi speciali - Special pieces - Pièces spéciales - Formstücke













DSFB10	BATTISCOPA MILK	9x60 3,5"x24"	512/PZ
DSFB20	BATTISCOPA CREAM	9x60 3,5"x24"	
DSFB02	BATTISCOPA LEAD	9x60 3,5"x24"	
DSFB04	BATTISCOPA COAL	9x60 3,5"x24"	
DSFB40	BATTISCOPA GREY	9x60 3,5"x24"	



DSFB10L	BATTISCOPA MILK Lapp.	9x60 3,5"x24"	512/PZ
DSFB20L	BATTISCOPA CREAM Lapp.	9x60 3,5"x24"	
DSFB02L	BATTISCOPA LEAD Lapp.	9x60 3,5"x24"	
DSFB04L	BATTISCOPA COAL Lapp.	9x60 3,5"x24"	
DSFB40L	BATTISCOPA GREY Lapp.	9x60 3,5"x24"	

Consigli di posa: per ottenere un risultato estetico ottimale, miscelare il materiale di scatole differenti.
Laying suggestions: to obtain excellent aesthetic results, it is recommended to mix the materials contained in different boxes.
Conseils de pose: pour obtenir d'excellents résultats du point de vue esthétique, mélangez les matériaux contenus dans des boîtes différentes.
Empfehlung für die Verlegung: um ein optimales ästhetisches Ergebnis zu erzielen, das Material der verschiedenen Schachteln mischen.

Dati tecnici secondo norme: Technical data conform to: Caractéristiques techniques d'après normes: Technische Daten nach den Normen:			STONE FUSION	STONE FUSION lapp.			STONE FUSION	STONE FUSION lapp.	
	Caratteristiche tecniche Technical data Caractéristiques techniques Technische Daten	Norme Norms Normes Norm	Valori Value Valeur Wert	Valori Value Valeur Wert		Caratteristiche tecniche Technical data Caractéristiques techniques Technische Daten	Norme Norms Normes Norm	Valori Value Valeur Wert	Valori Value Valeur Wert
	Resistenza all'abrasione Abrasion resistance Résistance à l'abrasion Abrasionswiderständigkeit	ISO 10545-7	PEI IV	PEI IV		Resistenza al gelo Resistance to frost Résistance au gel Frostbeständigkeit	ISO 10545-12	Non gelive Frost proof Ingéllif Frostsicher	Non gelive Frost proof Ingéllif Frostsicher
	Assorbimento d'acqua Water absorption Absorption d'eau Wasseraufnahme	ISO 10545-3	≤ 0,5%	≤ 0,5%		Scivolosità Slipperiness Degré de glissement Rutschhemmung	DIN 51130	R10	
	Resistenza alla flessione Breaking modulus Résistance à la flexion Biegefestigkeit	ISO 10545-4	40:55 N/mm ²	40:55 N/mm ²	ASTM	Scivolosità Slipperiness Degré de glissement Rutschhemmung	ASTM C1028	> 0,62	
	Durezza Mohs Mohs hardness Dureté Mohs Haerte Mohs	EN101	8,5	5		Scivolosità Slipperiness Degré de glissement Rutschhemmung	ANSI A137-1	> 0,59	
	Resistenza all'attacco acido e basico Glaze resistance to acid and alkaline attack Résistance aux acides et aux bases Säure-und laugenfestigkeit	ISO 10545-13	Resiste Resists Resiste Bestanding	Resiste Resists Resiste Bestanding		Scivolamento B.C.R.A. Slipperiness B.C.R.A. Degré de glissement B.C.R.A. Rutschhemmung B.C.R.A.	TORTUS	> 0,52	
	Resistenza alle macchie Stain resistance Résistance aux taches Fleckenfestigkeit	ISO 10545-14	Totale Complete Totale Absolut	Totale Complete Totale Absolut					

I valori indicati nella tabella si riferiscono alle prove eseguite sul colore MILK.
The values in the table refer to the tests performed on color MILK.
Les valeurs indiquées dans le tableau se réfèrent aux essais exécutés sur le couleur MILK.
Die in der Tabelle angegebenen Werte beziehen sich auf die Tests die auf dem Farbe MILK ausgeführt wurden.

Imballi - Packing - Emballage - Verpackung								DIGITAL PORCELLANATO TECHNOLOGY IMPASTO COLORATO	STONE FUSION
FORMATO size format format	Pz./SCATOLA pieces/box pieces/boîte stück/karton	Mq./SCATOLA sqm/box m ² /boîte qm/karton	Kg./SCATOLA Kg/box Kg/boîte Kg/karton	Sc./PALLET boxes/pallet boîtes/palette kartons/palette	Mq./PALLET sqm/pallet m ² /palette qm/palette	Kg./PALLET Kg/pallet Kg/palette	SPESSORE Thickness Epaisseurs Stärke		
45,5x91 / 18,2"x36,4"	3	1,242	28,70	32	39,74	933	10,5 mm		
44,5x90 / 17,5"x35,4" rett.	3	1,200	28,50	32	38,40	927	10,5 mm		
44,5x90 / 17,5"x35,4" rett./lapp	3	1,200	28,50	32	38,40	927	10,5 mm		
14,5x90 / 5,7"x35,4" rett.	8	1,080	25,20	48	51,84	1.225	10,5 mm		
14,5x90 / 5,7"x35,4" rett./lapp.	8	1,080	25,20	48	51,84	1.225	10,5 mm		
30x60 / 12"x24"	6	1,080	23,40	40	43,20	951	10 mm		
29,6x59,5 / 11,8"x23,4" rett.	5	0,900	21,70	40	36,00	883	10 mm		
29,6x59,5 / 11,8"x23,4" rett./lapp.	5	0,900	21,70	40	36,00	883	10 mm		
15x60 / 6"x24" rett.	12	1,080	26,50	40	43,20	1.075	-		
15x60 / 6"x24" rett./lapp.	12	1,080	26,50	40	43,20	1.075	-		
30x30 / 12"x12" mix	4	-	-	-	-	-	-		
1,5x90 / 0,6"x35,4" listello steel	2	-	-	-	-	-	-		
1,5x59,5 / 0,6"x23,4" listello steel	4	-	-	-	-	-	-		
1,5x1,5 / 0,6"x0,6" tozzeto steel	4	-	-	-	-	-	-		
9x60 / 3,5"x24" battiscopa	12	-	-	-	-	-	-		
9x60 / 3,5"x24" battiscopa lapp.	12	-	-	-	-	-	-		





SEDE COMMERCIALE
STRADA STATALE 569, N°167/A
ITALY - 41014 SOLIGNANO (MO)
TEL +39 059 75.77.911
FAX +39 059 75.77.966
info@domceramiche.it
www.domceramiche.it

